

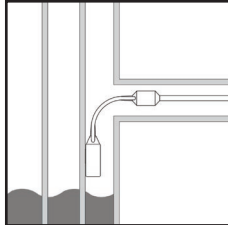


What does it do?

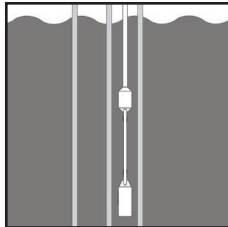
The Annulus tool uses ultrasonics and electromagnets to determine wall thickness in oil well annuli

How does it work?

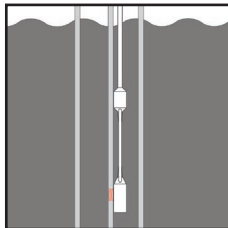
Feed the tool into the Annulus.



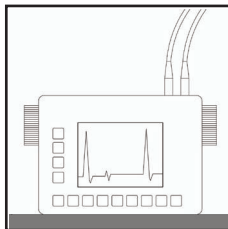
Lower the probe into the annulus



Turn on the Electromagnet to attach the probe to the Annulus



Turn on the UT probe to retrieve data



Why is it beneficial to use an ultrasonic system?

Ultrasonic measurements of annuli, using immersion techniques, provide actual thicknesses rather than average remaining wall thickness measurements derived from Pulsed Eddy Current methods.



Technical Data Sheet

Setup Requirements

Minimum of $\varnothing 40\text{mm}$ entrance into the annulus with equivalent bend into the annulus - ID Bend ($\varnothing 40\text{mm}$)

Shipping Information

1 x 800 x 600 x 400mm Case
Weight = 40kg

Probe Specifications

Probe: 5MHz Immersion

Applications

Appropriate for use with any fluid filled, ferromagnetic piping annuli

Global Service



pndt technicians with the specialised equipment set up and record the data on site. Post processing, data analysis and data archiving are carried out off site. Reports are issued from the head office in Perth.

Sales and Hire

This includes operational and analysis training

Additions

This system is complemented by a camera system to record to mini DV for visual inspection of annuli



pndt Head Office
141-143 Cambridge Street
West Leederville
Western Australia
6007

Telephone: +61 8 9382 3844
Facsimile: + 61 8 9382 4458
Email:
Cameron.waters@pndt.com.au
Andy.garswood@pndt.com.au